

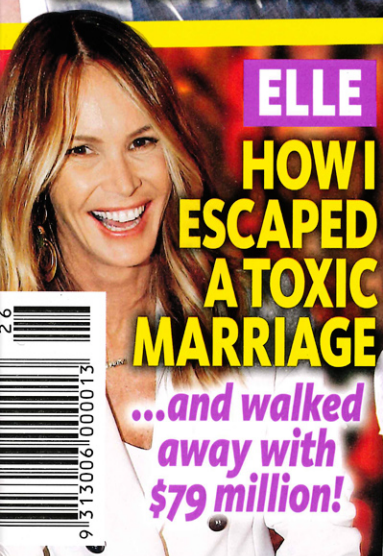
Woman's Day




**HOW SEAL
WON DELTA
BACK!**



**Hamish & Andy
WE'RE BOTH
GOING TO
BE DADS!**



**ELLE
HOW I
ESCAPED
A TOXIC
MARRIAGE
...and walked
away with
\$79 million!**



26-YEAR SECRET EXPOSED

The hidden Diana tapes tearing them apart



**TURIA'S
PREGNANCY JOY**

**'I can't wait
to meet my
little angel'**



**GLUTEN-FREE
MADE EASY
7 retro favourites
with a twist**

**SERIAL KILLER
SPECIAL**

**WOMEN
ADDICTED
TO MURDER!**



Speak DRESSER



DO SAY "I'm just after a dusting – I only want two centimetres cut off." Be quite specific to avoid hair ending up too short.

LAYERS

DON'T SAY "Short layers!" You'll end up with an '80s-style 'do where the layers are so short the ends uncontrollably flick out.

DO SAY "I'm after longer layers to soften the edge of my overall style."

AN EASY-TO-MANAGE STYLE

DON'T SAY "Lots of layers or a super-short bob." These kinds of styles and anything with too much detail require multiple products and lots of blowdrying.

DO SAY "I want a haircut that's seamless to grow out, easy to

blowdry and only needs one product to style it."

A FRINGE

DON'T SAY "A fringe that sits above my eyebrows." It will be cut straight across your forehead, making your face look wide and round.

DO SAY "A fringe that sits just below my eyebrows and is rounder at the edges near my temples."

BOUNCY BLOWDRY

DON'T SAY "A style with a curl – and don't worry if you have to spray it." You'll end up with helmet hair!

DO SAY "I want a blowdry that's voluminous at the roots, with a curve in the middle and ends so it's glossy and beautiful."

OVERHEARD AT THE SALON...

"I want my hair cut like Cindy Crawford's and coloured like Nicole Kidman's. But I only want to spend \$60."

"Since I'm just getting a trim today, I only want to pay half price, is that OK?!"

"I'm after a really big change but I don't want much trimmed off and I don't want to change the colour."

Should you really buy the extra treatments?

We reveal the truth...

TONER

Nine times out of 10, a blonde needs a toner. It's hard to get the result you want without your locks looking brassy and a toner will help reduce this effect.

AT-HOME VERSION Schwarzkopf Nordic Blonde Toner \$8.99

BLOWDRY

Treat it as a guarantee. Once your hair's dried off you can see exactly what the

hairdresser has done and whether you like it or not. **AT-HOME VERSION** Silver Bullet City Chic Professional Hair Dryer \$69.95

CONDITIONING TREATMENT


It's not the end of world for your hair but if you do invest, your hair will look much

healthier. **AT-HOME VERSION** Essano Argan Oil of Morocco Recovery Hair Mask \$15.99

SALON-ONLY SHAMPOO & CONDITIONER

They're worth it if your budget stretches that far but if you choose the right at-home products your hair can look pretty damn good!

AT-HOME VERSION Garnier Fructis Full & Luscious Shampoo & Conditioner \$5.95 each



Your pre 'do checklist

Make the most of your next salon appointment with these expert tips

✓ Don't be afraid of being an annoying client. If you're unsure about what your hairdresser's talking about, ask questions. Just remember to be polite – they're holding the scissors, after all!

✓ Only bring in up to three references – not 50 – so your hairdresser gets a good indication of the direction you want to take.

✓ Don't come in with dirty hair that's pulled back. Wash and wear your locks as you normally would so your hairdresser gets a clear picture of the texture and your styling skill level.

✓ Walk into the salon wearing what you'd normally wear during the week so your hairdresser can match your hair to your style and lifestyle.